



SEGURANÇA SOCIAL



PORTUGAL (MAINLAND AND AUTONOMOUS REGIONS)

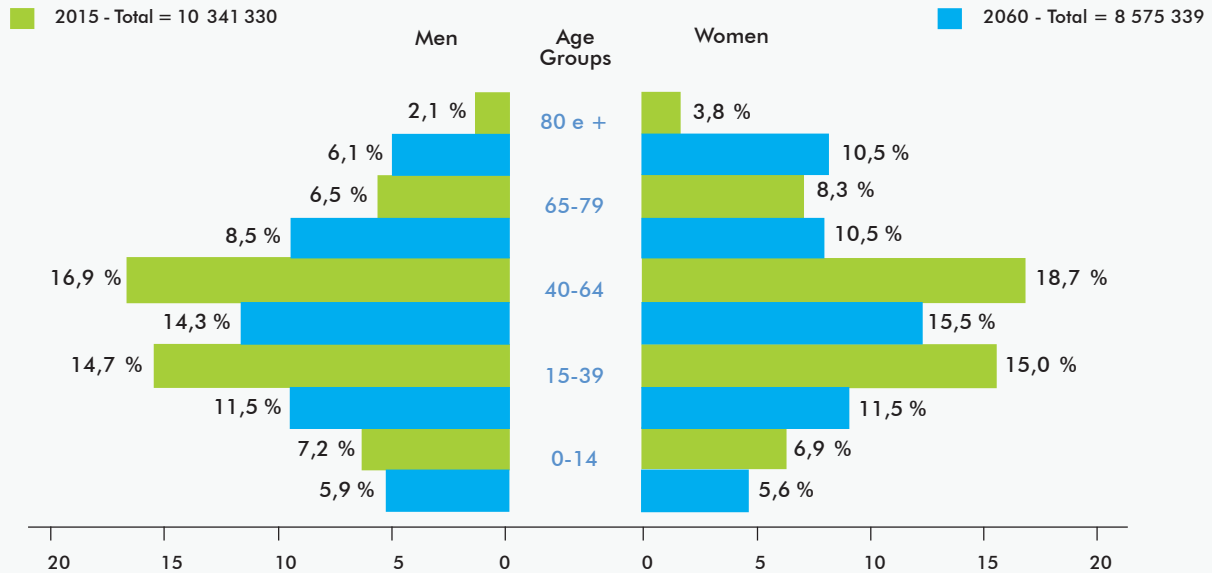
SEPTEMBER/2016

**DIREÇÃO-GERAL DA SEGURANÇA SOCIAL
INSTITUTO DE INFORMÁTICA, I.P.**

	PAGE
A ge pyramid of the resident population in 2015 and 2060	3
D emographic indicators	3
E mployment indicators - (4th quarter)	4
E conomic indicators	4
S ocial security active beneficiaries	4
N umber of beneficiaries of some social security benefits	5
S ocial security indicators	5
T otal number of pensioners by type of pension	6
N umber of pensioners resident abroad	6
M onthly amount of pensions and social support index	6
P ercentage of distribution of social security current revenues and transfers in 2015	7
P ercentage of distribution of social security current expenditure in 2015	7
P ublic capitalization scheme	8
P rivate social solidarity institutions that pursue social solidarity aims	8
G uarantee fund of alimony payments due to minors	8
S ocial action expenditures on cooperation agreements with SSPI by intervention areas	9

AGE PYRAMID OF THE RESIDENT POPULATION IN 2015 AND 2060

(in percentage of the total population)



SOURCE: Instituto Nacional de Estatística, I.P. - Portugal (Statistics of Portugal, P.I.), "Série Estimativas Provisórias Anuais da População Residente" - 2015 (Series Annual Provisional Resident Population Estimates - 2015) and "Projeções da População Residente em Portugal, 2012-2060" (Projections - Resident population in Portugal, 2012-2060).

DEMOGRAPHIC INDICATORS

	2013	2014	2015
Birth rate (‰)	7,90	7,90	8,30
Death rate (‰)	10,19	10,07	10,48
Infant mortality rate (‰)	2,94	2,87	2,92
Total fertility ratio (1)	1,21	1,23	1,30
"Ageing" ratio (2)	136,0	141,30	146,50

SOURCE: Instituto Nacional de Estatística, I.P. - Portugal (Statistics of Portugal, P.I.), "Indicadores Demográficos" (Demographic Indicators).

(1) Average number of children per woman of childbearing age.

(2) Ratio of the number of persons aged 65 or over to each 100 young persons aged less than 15.

Life expectancy at birth	2011-13	2012-14	2013-15
Men (years)	76,91	77,16	77,36
Women (years)	82,79	83,03	83,23
Life expectancy at the age of 65	2011-13	2012-14	2013-15
Men and Women (years)	18,97	19,12	19,19

SOURCE: Instituto Nacional de Estatística, I.P. - Portugal (Statistics of Portugal, P.I.), "Indicadores Demográficos" (Demographic Indicators).

[\(continues in the next page\)](#)

EMPLOYMENT INDICATORS - (4th QUARTER)

	2013	2014	2015
Active population (number of individuals)	5 276 800	5 189 800	5 195 400
Activity rate (%)	50,6	50,1	50,3
Unemployment rate (%)	15,3	13,5	12,2
Unemployment rate among youth (15 - 24 years) (%)	36,1	34,0	32,8
Long term unemployment rate (%)	9,7	8,7	7,6

SOURCE: Instituto Nacional de Estatística, I.P. - Portugal (Statistics of Portugal, P.I.), "Inquérito ao Emprego" (Employment Survey).

ECONOMIC INDICATORS

	2013	2014	2015
National Minimum Wage (NMW) (1) (euros)	485,00	485,00	(2) 505,00
GDP per capita (euros)	16 329,18	16 717,99	17 344,88
Inflation rate (%) (3)	0,27	-0,28	0,49

SOURCE: Instituto Nacional de Estatística, I.P. - Portugal (Statistics of Portugal, P.I.), "Contas Nacionais" (National Accounts) and "Índices de Preços no Consumidor" (Consumer Prices Indices); Diários da República (Official Journal).

(1) NMW in 2016 = 530 euros.

(2) Value in force since October 1, 2014.

(3) Consumer price index - annual average growth rate.

SOCIAL SECURITY ACTIVE BENEFICIARIES (1)

	2013	2014	2015
Number of active beneficiaries	4 147 826	4 145 659	4 198 348

SOURCE: Instituto de Informática, I.P. (Institute for Information Technology, P. I.), "Estatísticas da Segurança Social" (Social Security Statistics) - Provisional data.

(1) Individuals with at least one salary or contribution during the year.

(continues in the next page)

NUMBER OF BENEFICIARIES OF SOME SOCIAL SECURITY BENEFITS ⁽¹⁾

	2013	2014	2015
Parental benefits ⁽²⁾	156 397	151 142	162 443
Family benefit (number of children and young persons)	1 294 075	1 269 959	1 243 495
Unemployment benefit	671 014	597 915	538 589
Sickness benefit ⁽³⁾	475 587	493 476	555 376
Solidarity Supplement for the elderly	237 792	212 515	176 697
Social Integration Income (number of families)	148 107	139 557	134 161

SOURCE: Instituto de Informática, I.P. (Institute for Information Technology, P. I.), "Estatísticas da Segurança Social" (Social Security Statistics) - Provisional data.

(1) Beneficiaries with at least one payment during the year.

(2) Initial Parental Benefit, Initial Parental Social Benefit and Extended Parental Benefit included.

(3) Tuberculosis included.

SOCIAL SECURITY INDICATORS

	2013	2014	2015
Active beneficiaries (social security) ⁽¹⁾ / Pensioners (invalidity and old-age - General Scheme)	2,0	2,0	2,0
Active beneficiaries (social security)/Active population (%)	78,6	79,9	80,8
Expenditure on Pensions (Insurance system)/Contributions (%)	86,3	85,5	81,4
Social security expenditure / GDP (%)	26,8	21,6	18,5

SOURCE: Instituto de Informática, I.P. (Institute for Information Technology, P. I.), "Estatísticas da Segurança Social" (Social Security Statistics)

Instituto de Gestão Financeira da Segurança Social, I.P. (Institute for the Financial Management of Social Security, P. I.) "Conta da Segurança Social" (Social Security Account).

(1) Individuals with at least one salary or contribution during the year.

(continues in the next page)

TOTAL NUMBER OF PENSIONERS BY TYPE OF PENSION

	2013	2014	2015
Invalidity pension	266 880	258 732	248 347
Old age pension	2 018 828	2 007 143	2 022 849
Survivor pension	715 812	721 307	721 316
TOTAL	3 001 520	2 987 182	2 992 512

SOURCE: Instituto de Informática, I.P. (Institute for Information Technology, P. I.), "Estatísticas da Segurança Social" (Social Security Statistics) 31st December.

NUMBER OF PENSIONERS RESIDENT ABROAD

	2013	2014	2015
Invalidity pension	4 970	4 571	4 550
Old age pension	60 460	59 857	60 057
Survivor pension	21 347	21 962	22 730
TOTAL	86 777	86 390	87 337

SOURCE: Instituto de Informática, I.P. (Institute for Information Technology, P. I.), "Estatísticas da Segurança Social" (Social Security Statistics) 31st December.

MONTHLY AMOUNT OF PENSIONS AND SOCIAL SUPPORT INDEX

(euros)

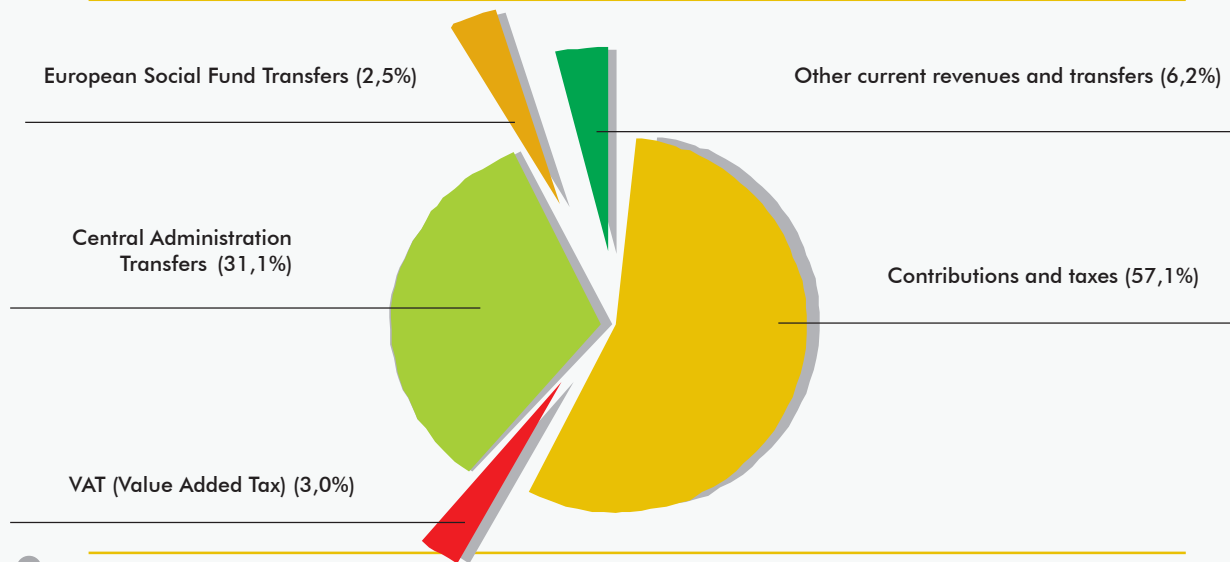
	2014	2015	2016
Minimum invalidity and old age pension - General Scheme (Insurance period of less than 15 years)	259,36	261,95	263,00
Social Pension	199,53	201,53	202,34
Social Supports Index (SSI)	419,22	419,22	419,22

SOURCE: Diários da República (Oficial Journal).

(continues in the next page)

P**PERCENTAGE OF DISTRIBUTION OF SOCIAL SECURITY CURRENT REVENUES AND TRANSFERS IN 2015**

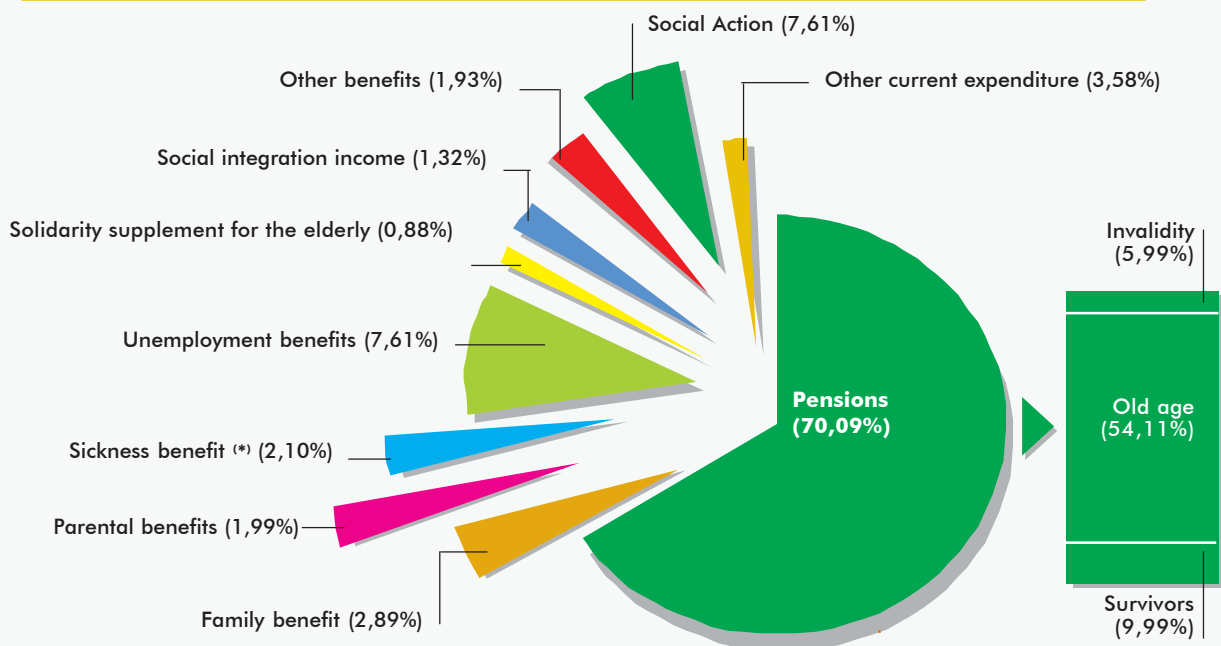
Total current revenues and transfers in 2015 = 24 584 553 462 Euros



SOURCE: Instituto de Gestão Financeira da Segurança Social, I.P. (Institute for Financial Management of Social Security, P. I.) "Conta da Segurança Social" (Social Security Account).

P**PERCENTAGE OF DISTRIBUTION OF SOCIAL SECURITY CURRENT EXPENDITURE IN 2015**

Total current expenditure in 2015 = 21 727 506 644 Euros



SOURCE: Instituto de Gestão Financeira da Segurança Social, I.P. (Institute for Financial Management of Social Security, P. I.) "Conta da Segurança Social" (Social Security Account).

(*) Tuberculosis included.

(continues in the next page)

PUBLIC CAPITALIZATION SCHEME

	2013	2014	2015
Number of Beneficiaries	7 839	7 738	7 618
Value of the Retirement Certificates Fund Portfolio (euros)	29 325 572	34 360 133	37 312 190
Rate of return of the Retirement Certificates Fund (%)	2,65	8,16	2,16

SOURCE: Instituto de Gestão de Fundos de Capitalização da Segurança Social, I.P. (Institute for Management of Social Security Capitalization Funds, P. I.)

PRIVATE SOCIAL SOLIDARITY INSTITUTIONS THAT PURSUE SOCIAL SOLIDARITY AIMS

Number of registered institutions pursuing social aims	2013	2014	2015
Social Solidarity Associations	2 957	2 973	2 969
Social Solidarity Foundations	210	213	220
Parish Social Centres	1 008	993	985
Other religious Charities	201	200	200
Charity Brotherhood	344	344	344
Unions, Federations and Confederations	31	31	32
TOTAL	4 751	4 754	4 750
Mutual Associations	2013	2014	2015
Number of registered mutual associations	99	99	99

SOURCE: Direção-Geral da Segurança Social (General Directorate for Social Security)

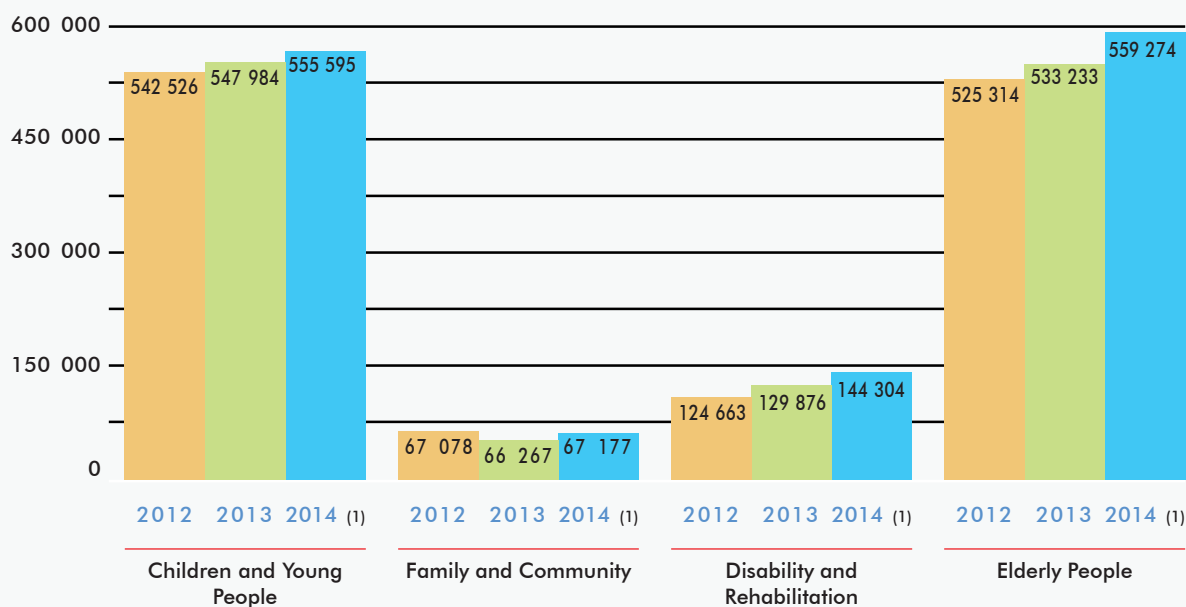
GUARANTEE FUND OF ALIMONY PAYMENTS DUE TO MINORS (*)

	2013	2014	2015
Number of cases	16 007	19 054	19 211
Amount paid (euros)	27 450 836	30 866 650	30 317 425

SOURCE: Instituto de Gestão Financeira da Segurança Social, I.P. (Institute for Financial Management of Social Security, P. I.)

(*) This fund ensures the alimony payments to children and youngsters up to the age of 18, in case of noncompliance of the father/mother, in order to guarantee the minor's subsistence. [\(continues in the next page\)](#)

SOCIAL ACTION EXPENDITURE ON COOPERATION AGREEMENTS WITH SSPI BY INTERVENTATION AREAS (in thousand euros)



TOTAL: 2012 - 1 259 581; 2013 - 1 277 359; 20134 - 1 326 350

SOURCE: Instituto de Gestão Financeira da Segurança Social, I.P. (Institute for Financial Management of Social Security, P. I.) "Conta da Segurança Social" (Social Security Account).

(1) Last data available.

Intervention Areas.

Children and Young People.

Foster Care; Temporary Foster Care Centre; Leisure Time Activity Centre; Family Support and Parental Counselling Centre; Crèche; Day Care Scheme; Preschool Education; Early Technical Support (children and young people with handicap); Support Home (children and young people with handicap); Home for Children and Young People.

Family and Community.

Food Aid; Social Integration Apartment; Attendance/Social Assistance Centre; Shelter Home; Community Centre; Temporary Residential Centre; Pregnancy Support Centre; Attendance Centre for Domestic Violence Victims; Attendance/Psycho-social Assistance Centre (HIV/AIDS); Holiday Camp; Integration Community; Direct Social Support Team (Outreach work); Socio-occupational Centre; Social Canteen; Residential Care (HIV/AIDS); Support Unit; Independent Living Unit; Protected Living Unit.

Disability and Rehabilitation.

Foster Care for Adults with handicap; Occupational Support Centre; Attendance and Assistance Centre for Persons with handicap; Residential Care; Home Help; Free Transportation of Persons with handicap.

Elderly People.

Foster Care; Integrated Home Help; Temporary Emergency Residential Care; Get-Together Centre; Day Care Centre; Night Care Centre; Home; Residential Care; Home Help, Integrated Support Unit.