



SEGURANÇA SOCIAL

SOCIAL SECURITY IN FIGURES



PORTUGAL (MAINLAND AND AUTONOMOUS REGIONS)

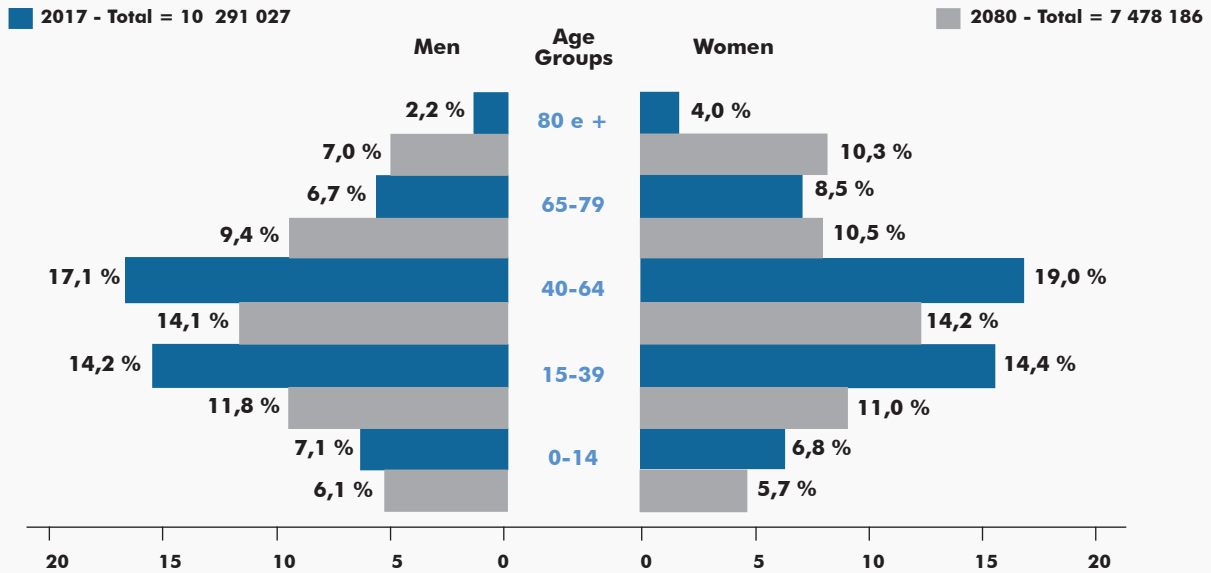
SEPTEMBER / 2018

DIREÇÃO-GERAL DA SEGURANÇA SOCIAL
INSTITUTO DE INFORMÁTICA, I.P.

	PAGE
A ge pyramid of the resident population in 2017 and 2080	3
D emographic indicators	3
E mployment indicators - (4th quarter)	4
E conomic indicators	4
S ocial security active beneficiaries	4
N umber of beneficiaries of some social security benefits	5
S ocial security indicators	5
N umber of pensioners by type of pension	6
N umber of pensioners resident abroad	6
M onthly amount of pensions and social support index	6
P ercentage of distribution of social security current revenues and transfers in 2017	7
P ercentage of distribution of social security current expenditure in 2017	7
P ublic capitalization scheme	8
P rivate social solidarity institutions that pursue social solidarity aims	8
G uarantee fund of alimony payments due to minors	8
S ocial action expenditure on cooperation agreements with SSPI by intervention areas	9

AGE PYRAMID OF THE RESIDENT POPULATION IN 2017 AND 2080

(in percentage of the total population)



SOURCE: Instituto Nacional de Estatística, I.P. - Portugal (Statistics of Portugal, P.I.), "Estimativas Anuais da População Residente" - 2017 (Annual Resident Population Estimates - 2017) and "Projeções da População Residente em Portugal, 2015-2080, cenário central" (Projections - Resident population in Portugal, 2015-2080).

DEMOGRAPHIC INDICATORS

	2015	2016	2017
Birth rate (‰)	8,3	8,4	8,4
Death rate (‰)	10,48	10,71	10,64
Infant mortality rate (‰)	2,92	3,24	2,62
Total fertility ratio (1)	1,30	1,36	1,37
"Ageing" ratio (2)	146,5	150,9	155,4

SOURCE: Instituto Nacional de Estatística, I.P. - Portugal (Statistics of Portugal, P.I.), "Indicadores Demográficos" (Demographic Indicators).

(1) Average number of children per woman of childbearing age.

(2) Ratio of the number of persons aged 65 or over to each 100 young persons aged less than 15.

	2013-15	2014-16	2015-17
Life expectancy at birth			
Men (years)	77,36	77,61	77,74
Women (years)	83,23	83,33	83,41
Life expectancy at the age of 65			
Men and Women (years)	19,19	19,31	19,45

SOURCE: Instituto Nacional de Estatística, I.P. - Portugal (Statistics of Portugal, P.I.), "Indicadores Demográficos" (Demographic Indicators).
(continues in the next page)

EMPLOYMENT INDICATORS - (4th QUARTER)

	2015	2016	2017
Active population (number of individuals)	5 195 400	5 186 800	5 226 900
Activity rate (%)	50,3	50,4	50,9
Unemployment rate (%)	12,2	10,5	8,1
Unemployment rate among youth (15 - 24 years) (%)	32,8	27,7	23,5
Long term unemployment rate (%)	7,6	6,5	4,4

SOURCE: Instituto Nacional de Estatística, I.P. - Portugal (Statistics of Portugal, P.I.), "Inquérito ao Emprego" (Employment Survey).

ECONOMIC INDICATORS

	2015	2016	2017
National Minimum Wage (NMW) (1) (euros)	(2) 505,00	530,00	557,00
GDP per capita (euros)	17 387,43	17 992,40	18 761,20
Inflation rate (3)	0,49%	0,61%	1,37%

SOURCE: Instituto Nacional de Estatística, I.P. - Portugal (Statistics of Portugal, P.I.), "Contas Nacionais" (National Accounts) and "Índices de Preços no Consumidor" (Consumer Prices Indices); Diários da República (Official Journal).

(1) NMW in 2018 = 580 euros.

(2) Value in force since October 1, 2014.

(3) Consumer price index - annual average growth rate - Base year 2012.

SOCIAL SECURITY ACTIVE BENEFICIARIES (1)

	2015	2016	2017
Number of active beneficiaries	4 221 216	4 274 123	4 389 662

SOURCE: Instituto de Informática, I.P. (Institute for Information Technology, P.I.), "Estatísticas da Segurança Social" (Social Security Statistics) - Provisional data.

(1) Individuals with at least one salary or contribution during the year.

(continues in the next page)

NUMBER OF BENEFICIARIES OF SOME SOCIAL SECURITY BENEFITS ⁽¹⁾

	2015	2016	2017
Parental benefits ⁽²⁾	162 443	171 453	167 616
Family benefit (number of children and young persons)	1 232 790	1 205 562	1 211 494
Unemployment benefit	538 589	477 224	418 562
Sickness benefit ⁽³⁾	555 376	576 791	628 719
Solidarity Supplement for the elderly	176 747	173 030	175 258
Social Integration Income (number of families)	134 161	132 696	134 918

SOURCE: Instituto de Informática, I.P. (Institute for Information Technology, P. I.), "Estatísticas da Segurança Social" (Social Security Statistics) - Provisional data.

(1) Beneficiaries with at least one payment during the year.

(2) Initial Parental Benefit, Initial Parental Social Benefit and Extended Parental Benefit included.

(3) Tuberculosis included.

SOCIAL SECURITY INDICATORS

	2015	2016	2017
Active beneficiaries (social security) ⁽¹⁾ / Pensioners (invalidity and old-age - General Scheme)	2,0	2,0	2,1
Active beneficiaries (social security)/Active population (%)	81,2	82,4	84,0
Expenditure on Pensions (Insurance system)/Contributions (%)	81,4	80,1	78,0
Social security expenditure / GDP (%)	18,4	16,2	15,2

SOURCE: Instituto de Informática, I.P. (Institute for Information Technology, P. I.), "Estatísticas da Segurança Social" (Social Security Statistics) Instituto de Gestão Financeira da Segurança Social, I.P. (Institute for the Financial Management of Social Security, P. I.) "Conta da Segurança Social" (Social Security Account).

(1) Individuals with at least one salary or contribution during the year.

(continues in the next page)

NUMBER OF PENSIONERS BY TYPE OF PENSION

	2015	2016	2017
Invalidity pension	248 347	238 433	228 697
Old age pension	2 022 849	2 036 116	2 040 578
Survivor pension	721 316	720 162	717 861
TOTAL	2 992 512	2 994 711	2 987 136

SOURCE: Instituto de Informática, I.P. (Institute for Information Technology, P. I.), "Estatísticas da Segurança Social" (Social Security Statistics) 31st December.

NUMBER OF PENSIONERS RESIDENT ABROAD

	2015	2016	2017
Invalidity pension	4 550	4 588	4 658
Old age pension	60 057	60 998	62 016
Survivor pension	22 730	23 464	23 862
TOTAL	87 337	89 050	90 536

SOURCE: Instituto de Informática, I.P. (Institute for Information Technology, P. I.), "Estatísticas da Segurança Social" (Social Security Statistics) 31st December.

MONTHLY AMOUNT OF PENSIONS AND SOCIAL SUPPORT INDEX

(euros)

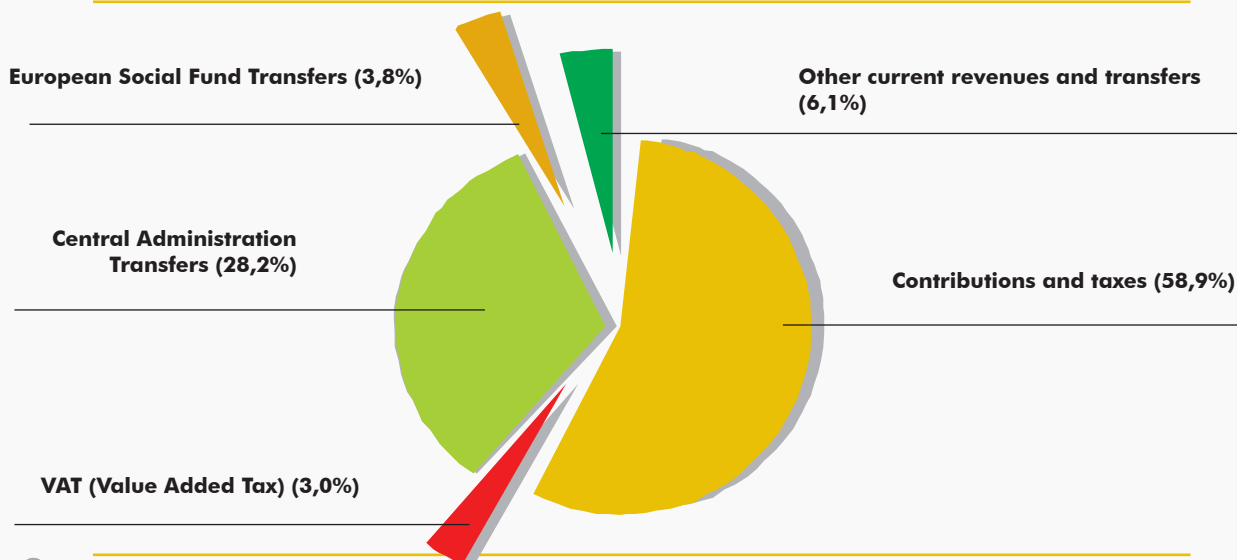
	2016	2017	2018
Minimum invalidity and old age pension - General Scheme (Insurance period of less than 15 years)	263,00	264,32	269,08
Social Pension	202,34	203,35	207,01
Social Supports Index (SSI)	419,22	421,32	428,90

SOURCE: Diários da República (Oficial Journal).

(continues in the next page)

P PERCENTAGE OF DISTRIBUTION OF SOCIAL SECURITY CURRENT REVENUES AND TRANSFERS IN 2017

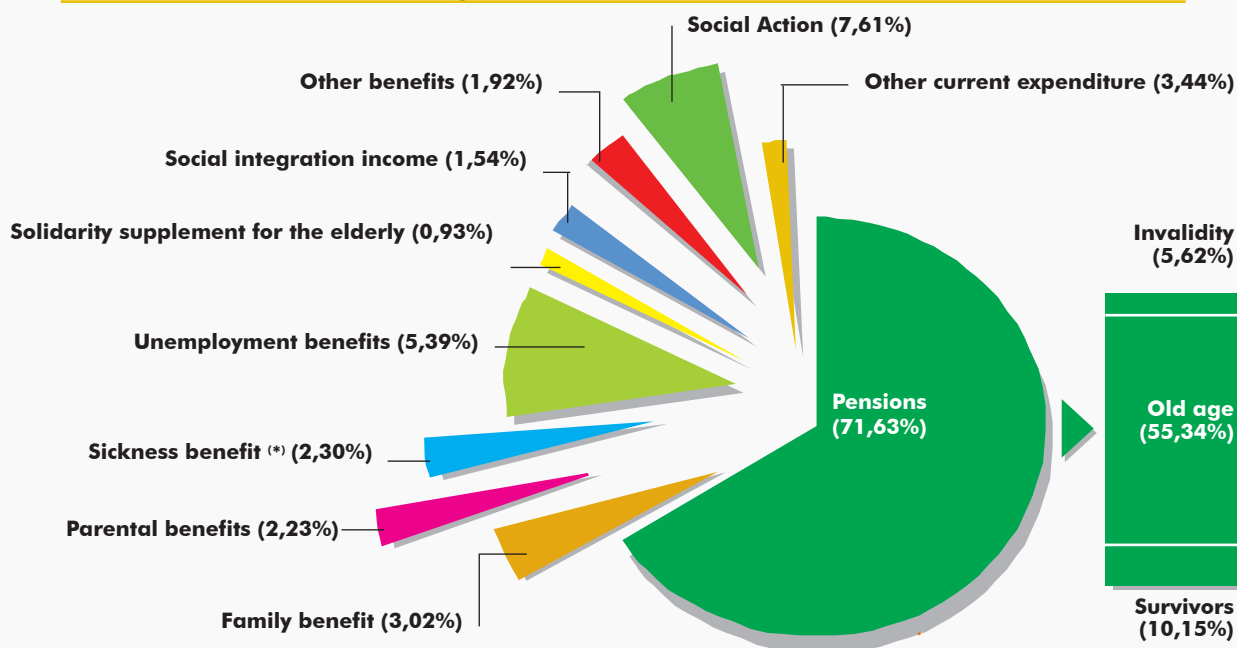
Total current revenues and transfers in 2017 = 26 681 829 903 Euros



SOURCE: Instituto de Gestão Financeira da Segurança Social, I.P. (Institute for Financial Management of Social Security, P. I.) "Conta da Segurança Social" (Social Security Account).

P PERCENTAGE OF DISTRIBUTION OF SOCIAL SECURITY CURRENT EXPENDITURE IN 2017

Total current expenditure in 2017 = 22 354 144 382 Euros



SOURCE: Instituto de Gestão Financeira da Segurança Social, I.P. (Institute for Financial Management of Social Security, P. I.) "Conta da Segurança Social" (Social Security Account).

(*) Tuberculosis included.

(continues in the next page)

PUBLIC CAPITALIZATION SCHEME

	2015	2016	2017
Number of Beneficiaries	7 618	7 607	7 619
Value of the Retirement Certificates Fund Portfolio (euros)	37 312 190	39 951 620	43 269 608
Rate of return of the Retirement Certificates Fund (%)	2,16	1,31	3,43

SOURCE: Instituto de Gestão de Fundos de Capitalização da Segurança Social, I.P. (Institute for Management of Social Security Capitalization Funds, P. I.)

PRIVATE SOCIAL SOLIDARITY INSTITUTIONS THAT PURSUE SOCIAL SOLIDARITY AIMS

Number of registered institutions pursuing social aims	2015	2016	2017
Social Solidarity Associations	2 969	2 988	3 005
Social Solidarity Foundations	220	226	233
Parish Social Centres	985	985	984
Other religious Charities	200	199	198
Charity Brotherhood	344	344	344
Unions, Federations and Confederations	32	33	33
TOTAL	4 750	4 775	4 797
Mutual Associations	2015	2016	2017
Number of registered mutual associations	99	99	101

SOURCE: Direção-Geral da Segurança Social (General Directorate for Social Security)

GUARANTEE FUND OF ALIMONY PAYMENTS DUE TO MINORS (*)

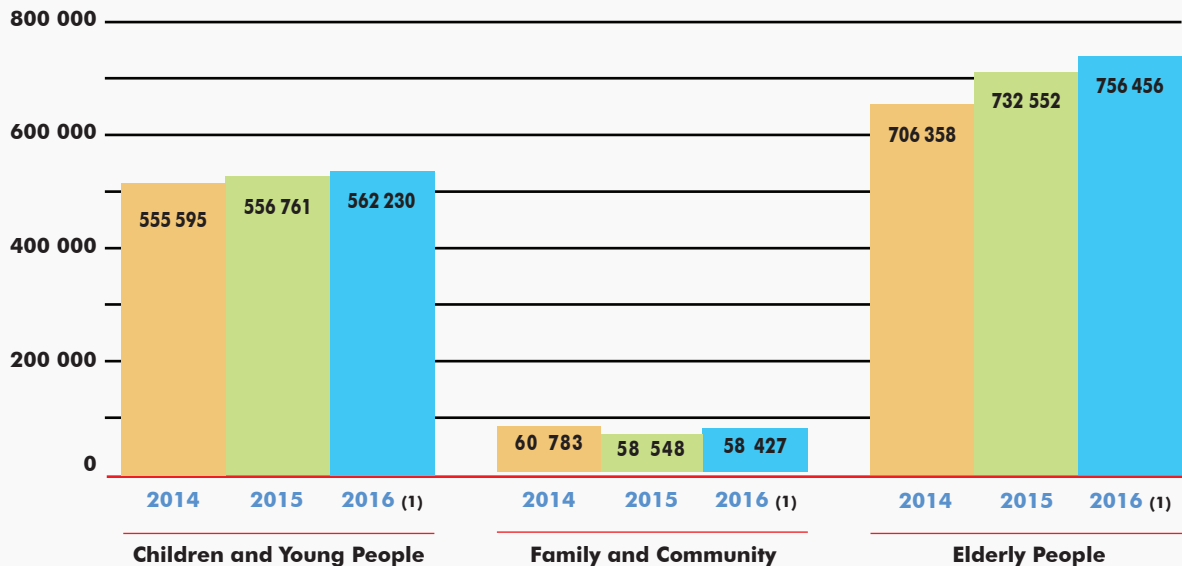
	2015	2016	2017
Number of cases	19 211	20 269	19 879
Amount paid (euros)	30 317 425	31 499 017	31 309 002

SOURCE: Instituto de Gestão Financeira da Segurança Social, I.P. (Institute for Financial Management of Social Security, P. I.)

(*) This fund ensures the alimony payments to children and youngsters up to the age of 18, in case of noncompliance of the father/mother, in order to guarantee the minor's subsistence.

(continues in the next page)

SOCIAL ACTION EXPENDITURE ON COOPERATION AGREEMENTS WITH SSPI BY INTERVENTATION AREAS (in thousand euros)



TOTAL: 2014 - 1 322 736; 2015 - 1 347 861; 2016 - 1 377 112

SOURCE: Instituto de Gestão Financeira da Segurança Social, I.P. (Institute for Financial Management of Social Security, P. I.) "Conta da Segurança Social" (Social Security Account).
(1) Last data available.

Intervention Areas.

Children and Young People.

Foster Care; Temporary Foster Care Centre (currently designated as Foster Care Home); Leisure Time Activity Centre; Family Support and Parental Counselling Centre; Crèche; Day Care Scheme; Preschool Education; Early Technical Support; Support Home; Home for Children and Young People (currently designated as Foster Care Home).

Family and Community.

Food Aid; Social Integration Apartment; Attendance/Social Assistance Centre; Shelter Home; Community Centre; Temporary Residential Centre; Pregnancy Support Centre; Attendance Centre for Domestic Violence Victims; Attendance/Psycho-social Assistance Centre (HIV/AIDS); Holiday Camp; Integration Community; Direct Social Support Team (Outreach work); Socio-occupational Centre; Social Canteen; Residential Care (HIV/AIDS); Home Help Service (HIV).

Elderly People.

Foster Care for the Elderly and Adults with Disability; Integrated Home Help; Attendance Assistance and Rehabilitation Centre for Persons with Disability; Occupational Support Centre; Get-Together Centre; Day Care Centre; Night Care Centre; Street Teams for Homeless People; Residential Care for Elderly People; Home; Home Help; Free Transportation of Persons with Disability; Integrated Support Unit; Support Unit; Independent Living Unit; Protected Living Unit.