



SEGURANÇA SOCIAL

SOCIAL

SECURITY

2014

IN FIGURES

PORTUGAL (MAINLAND AND AUTONOMOUS REGIONS)

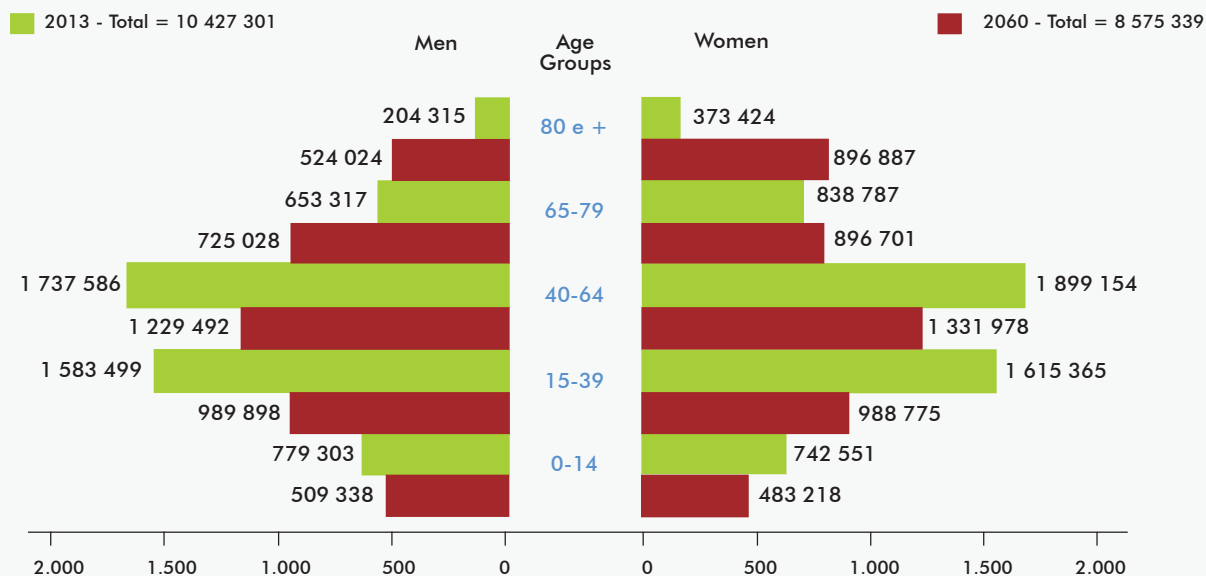
AUGUST/2014

DIREÇÃO-GERAL DA SEGURANÇA SOCIAL
INSTITUTO DE INFORMÁTICA, I.P.

	PAGE
A ge pyramid of the resident population in 2013 and 2060	3
D emographic indicators	3
E mployment indicators - (4th quarter)	4
E conomic indicators	4
S ocial security active beneficiaries	4
N umber of beneficiaries of some social security benefits	5
S ocial security indicators	5
T otal number of pensioners by type of pension	6
N umber of pensioners resident abroad	6
M onthly amount of pensions and social support index	6
P ercentage of distribution of social security current revenues and transfers in 2013	7
P ercentage of distribution of social security current expenditure in 2013	7
P ublic capitalization scheme	8
P rivate social solidarity institutions that pursue social solidarity aims	8
G uarantee fund of alimony payments due to minors	8
S ocial action expenditure by intervention areas	9

AGE PYRAMID OF THE RESIDENT POPULATION IN 2013 AND 2060

(in thousands)



SOURCE: Instituto Nacional de Estatística, I.P. - Portugal (Statistics of Portugal, P.I.), "Estimativas Anuais da População Residente" - 2013 (Annual Resident Population Estimates - 2013) and "Projeções da População Residente em Portugal 2012-2060" (Projections - Resident population in Portugal, 2012-2060).

DEMOGRAPHIC INDICATORS

	2011	2012	2013
Birth rate (‰)	9,20	8,50	7,90
Death rate (‰)	9,74	10,23	10,19
Infant mortality rate (‰)	3,12	3,37	2,95
Total fertility ratio (1)	1,35	1,28	1,21
"Ageing" ratio (2)	127,60	131,10	136,00

SOURCE: Instituto Nacional de Estatística, I.P. - Portugal (Statistics of Portugal, P.I.), "Indicadores Demográficos" (Demographic Indicators).

(1) Average number of children per woman of childbearing age.

(2) Ratio of the number of persons aged 65 or over to each 100 young persons aged less than 15.

Life expectancy at birth	2009-11	2010-12	2011-13
Men (years)	76,47	76,67	76,91
Women (years)	82,43	82,59	82,79
Life expectancy at the age of 65	2009-11	2010-12	2011-13
Men and Women (years)	18,75	18,84	18,97

SOURCE: Instituto Nacional de Estatística, I.P. - Portugal (Statistics of Portugal, P.I.), "Indicadores Demográficos" (Demographic Indicators).

[\(continues in the next page\)](#)

EMPLOYMENT INDICATORS - (4th QUARTER)

	2011	2012	2013
Active population (number of individuals)	5 506 500	5 455 000	5 388 200
Activity rate (%)	51,7	51,5	51,4
Unemployment rate (%)	14,0	16,9	15,3
Unemployment rate among youth (15 - 24 years) (%)	35,4	40,0	35,7
Long term unemployment rate (%)	7,4	9,5	9,7

SOURCE: Instituto Nacional de Estatística, I.P. - Portugal (Statistics of Portugal, P.I.), "Estatísticas do Emprego" (Employment Statistics).

ECONOMIC INDICATORS

	2011	2012	2013
National Minimum Wage (NMW) (1) (euros)	485,00	485,00	485,00
GDP per capita (euros)	16 232,19	15 743,57	15 890,02
Inflation rate (%) (2)	3,65	2,77	0,27

SOURCE: Instituto Nacional de Estatística, I.P. - Portugal (Statistics of Portugal, P.I.), "Contas Nacionais" (National Accounts) and "Índices de Preços no Consumidor" (Consumer Prices Indices); Diários da República (Official Journal).

(1) NMW in 2014 = 485 euros.

(2) Consumer price index - annual average growth rate.

SOCIAL SECURITY ACTIVE BENEFICIARIES (1)

	2011	2012	2013
Number of active beneficiaries	4 423 376	4 240 030	4 130 967

SOURCE: Instituto de Informática, I.P. (Institute for Information Technology, P. I.), "Estatísticas da Segurança Social" (Social Security Statistics) - Provisional data.

(1) Individuals with at least one salary or contribution during the year.

(continues in the next page)

NUMBER OF BENEFICIARIES OF SOME SOCIAL SECURITY BENEFITS ⁽¹⁾

	2011	2012	2013
Parental benefits ⁽²⁾	178 888	167 490	156 397
Family benefit (number of children and young persons)	1 357 503	1 300 505	1 294 129
Unemployment benefit	560 608	653 504	671 014
Sickness benefit ⁽³⁾	550 988	495 705	475 587
Solidarity Supplement for the elderly	248 760	244 894	237 857
Social Integration Income (number of families)	173 028	160 358	148 107

SOURCE: Instituto de Informática, I.P. (Institute for Information Technology, P. I.), "Estatísticas da Segurança Social" (Social Security Statistics) - Provisional data.

(1) Beneficiaries with at least one payment during the year.

(2) Initial Parental Benefit, Initial Parental Social Benefit and Extended Parental Benefit included.

(3) Tuberculosis included.

SOCIAL SECURITY INDICATORS

	2011	2012	2013
Active beneficiaries (social security) ⁽¹⁾ / Pensioners (invalidity and old-age - General Scheme)	2,2	2,1	2,0
Active beneficiaries (social security)/Active population (%)	80,3	77,7	76,7
Expenditure on Pensions (Insurance system)/Contributions (%)	78,7	82,1	86,2
Social security expenditure / GDP (%)	17,2	22,0	27,5

SOURCE: Instituto de Informática, I.P. (Institute for Information Technology, P. I.), "Estatísticas da Segurança Social" (Social Security Statistics)

Instituto de Gestão Financeira da Segurança Social, I.P. (Institute for the Financial Management of Social Security, P. I.) "Conta da Segurança Social" (Social Security Account).

(1) Individuals with at least one salary or contribution during the year.

(continues in the next page)

TOTAL NUMBER OF PENSIONERS BY TYPE OF PENSION

	2011	2012	2013
Invalidity pension	282 706	277 113	266 880
Old age pension	1 951 031	1 991 191	2 018 828
Survivor pension	709 917	713 340	715 812
TOTAL	2 943 654	2 981 644	3 001 520

SOURCE: Instituto de Informática, I.P. (Institute for Information Technology, P. I.), "Estatísticas da Segurança Social" (Social Security Statistics) 31st December.

NUMBER OF PENSIONERS RESIDENT ABROAD

	2011	2012	2013
Invalidity pension	5 924	5 552	4 970
Old age pension	57 667	59 006	60 460
Survivor pension	20 113	20 539	21 347
TOTAL	83 704	85 097	86 777

SOURCE: Instituto de Informática, I.P. (Institute for Information Technology, P. I.), "Estatísticas da Segurança Social" (Social Security Statistics) 31st December.

MONTHLY AMOUNT OF PENSIONS AND SOCIAL SUPPORT INDEX

(euros)

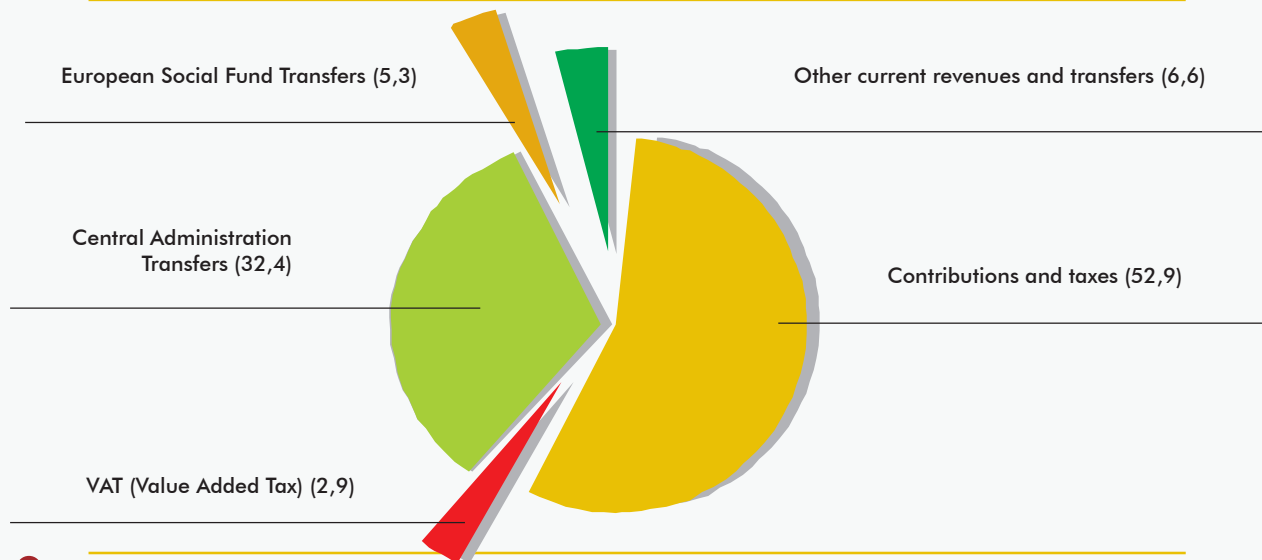
	2012	2013	2014
Minimum invalidity and old age pension - General Scheme (Insurance period of less than 15 years)	254,00	256,79	259,36
Social Pension	195,40	197,55	199,53
Social Supports Index (SSI)	419,22	419,22	419,22

SOURCE: Diários da República (Oficial Journal).

(continues in the next page)

P PERCENTAGE OF DISTRIBUTION OF SOCIAL SECURITY CURRENT REVENUES AND TRANSFERS IN 2013

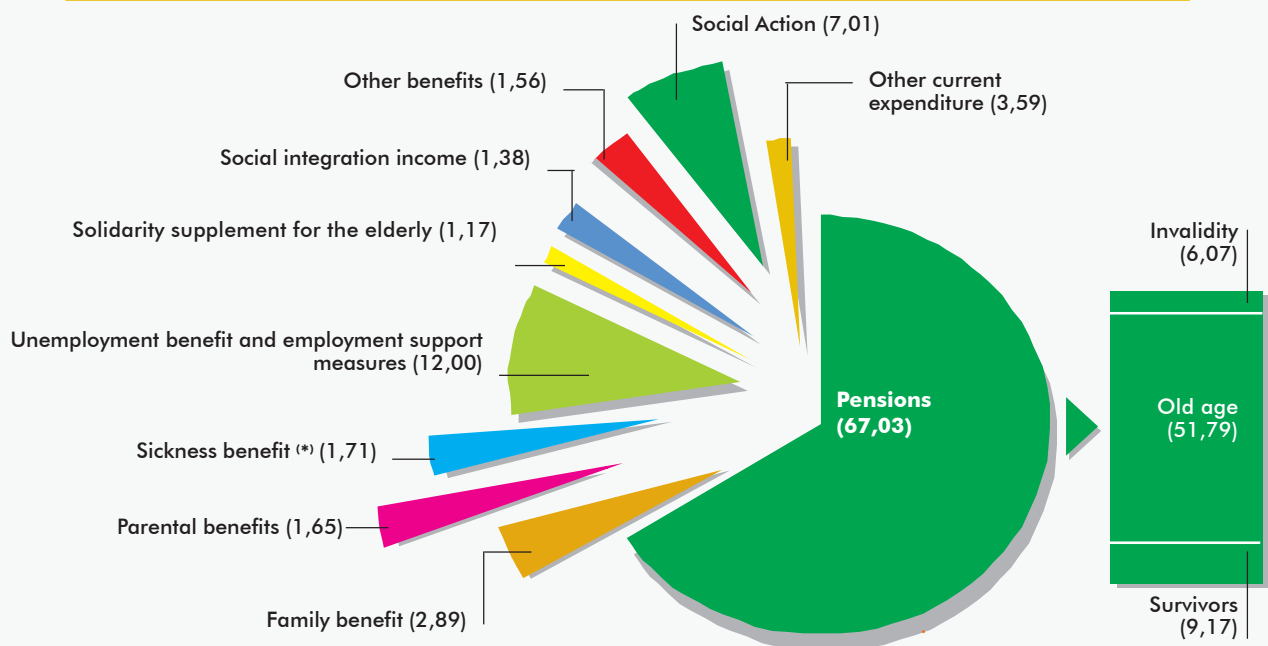
Total current revenues and transfers in 2013 = 25 376 862 480 Euros



SOURCE: Instituto de Gestão Financeira da Segurança Social, I.P. (Institute for the Financial Management of Social Security, P. I.) "Conta da Segurança Social" (Social Security Account).

P PERCENTAGE OF DISTRIBUTION OF SOCIAL SECURITY CURRENT EXPENDITURE IN 2013

Total current expenditure in 2013 = 22 806 971 362 Euros



SOURCE: Instituto de Gestão Financeira da Segurança Social, I.P. (Institute for the Financial Management of Social Security, P. I.) "Conta da Segurança Social" (Social Security Account).

(*) Tuberculosis included.

(continues in the next page)

PUBLIC CAPITALIZATION SCHEME

	2011	2012	2013
Number of Beneficiaries	8 084	7 966	7 839
Value of the Retirement Certificates Fund Portfolio (euros)	20 657 402	25 834 936	29 325 572
Average annual increase (last 12 months) (%) (*)	1,58	6,70	2,75

SOURCE: Instituto de Gestão de Fundos de Capitalização da Segurança Social, I.P. (Institute for Management of Social Security Capitalization Funds, P. I.)

(*) Internal annual rate of return of constant monthly deliveries, respecting the dates of subscription in the period referred, in 2011.

PRIVATE SOCIAL SOLIDARITY INSTITUTIONS THAT PURSUE SOCIAL SOLIDARITY AIMS

Number of registered institutions pursuing social aims	Until	2011	Until	2012	Until	2013
Social Solidarity Associations		2 917		2 951		2 957
Social Solidarity Foundations		190		209		210
Parish Social Centres		1 048		1 025		1 008
Other religious Charities		217		205		201
Charity Brotherhood		346		345		344
Unions, Federations and Confederations		29		30		31
TOTAL		4 747		4 765		4 751
Mutual Associations	Until	2011	Until	2012	Until	2013
Number of registered mutual associations		97		98		99

SOURCE: DGSS

GUARANTEE FUND OF ALIMONY PAYMENTS DUE TO MINORS (*)

	2011	2012	2013
Number of cases	14 740	15 309	16 007
Amount paid (euros)	25 479 899	25 815 134	27 450 836

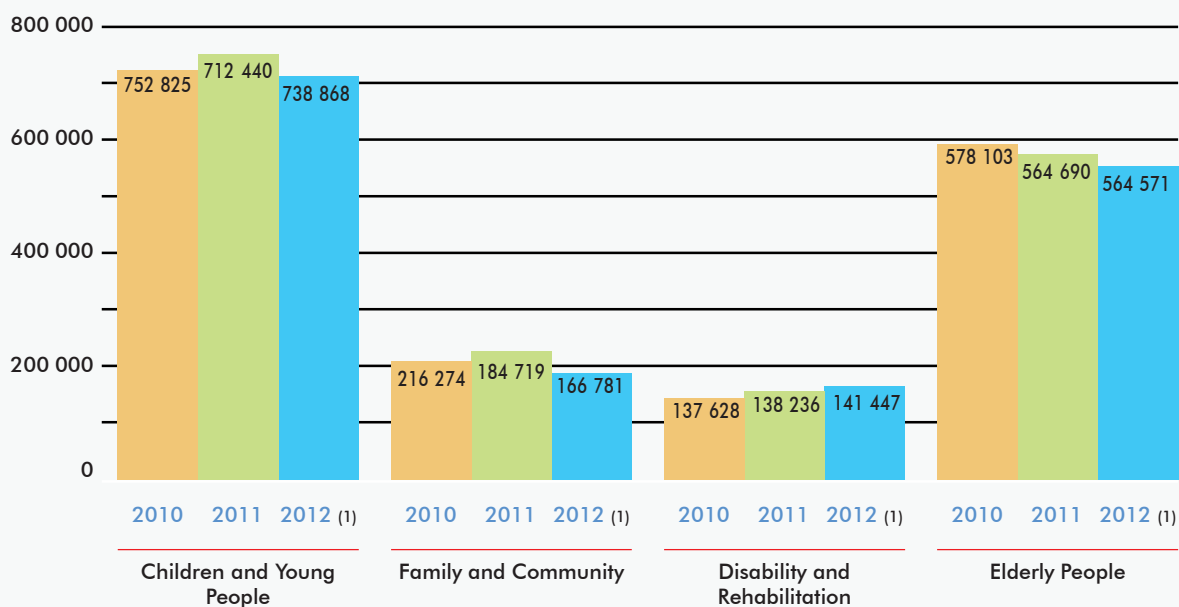
SOURCE: Instituto de Gestão Financeira da Segurança Social, I.P. (Institute for the Financial Management of Social Security, P. I.)

(*) This fund ensures the alimony payments to children and youngsters up to the age of 18, in case of noncompliance of the father/mother, in order to guarantee the minor's subsistence.

(continues in the next page)

SOCIAL ACTION EXPENDITURE BY INTERVENTION AREAS

(in thousand euros)



TOTAL: 2010 - 1 684 829; 2011 - 1 600 087; 2012 - 1 611 668

SOURCE: Instituto de Gestão Financeira da Segurança Social, I.P. (Institute for the Financial Management of Social Security, P. I.) "Conta da Segurança Social" (Social Security Account).

(1) Last data available.

Intervention Areas.

Children and Young People.

Foster Care; Temporary Foster Care Centre; Leisure Time Activity Centre; Family Support and Parental Counselling Centre; Crèche; Day Care Scheme; Preschool Education; Early Technical Support (children and young people with handicap); Support Home (children and young people with handicap); Home for Children and Young People.

Family and Community.

Food Bank; Social Integration Apartment; Attendance/Social Assistance Centre; Shelter Home; Community Centre; Temporary Residential Centre; Pregnancy Support Centre; Attendance Centre for Domestic Violence Victims; Attendance/Psycho-social Assistance Centre (HIV/AIDS); Holiday Camp; Integration Community; Direct Social Support Team (Outreach work); Socio-occupational Centre; Social Canteen; Residential Care (HIV/AIDS); Support Unit; Independent Living Unit; Protected Living Unit.

Disability and Rehabilitation.

Foster Care for Adults with handicap; Occupational Support Centre; Attendance and Assistance Centre for Persons with handicap; Residential Care; Home Help; Free Transportation of Persons with handicap.

Elderly People.

Foster Care; Integrated Home Help; Temporary Emergency Residential Care; Get-Together Centre; Day Care Centre; Night Care Centre; Home; Residential Care; Home Help, Integrated Support Unit.