



SEGURANÇA SOCIAL



SOCIAL SECURITY IN FIGURES

PORTUGAL (MAINLAND AND AUTONOMOUS REGIONS)

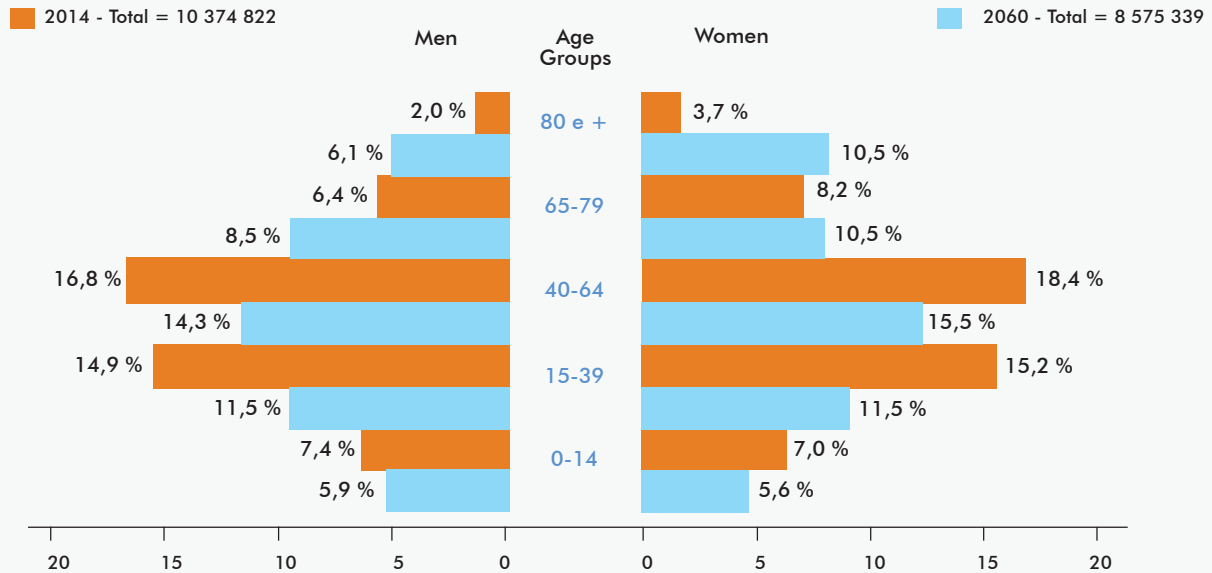
AUGUST/2015

DIREÇÃO-GERAL DA SEGURANÇA SOCIAL
INSTITUTO DE INFORMÁTICA, I.P.

	PAGE
A ge pyramid of the resident population in 2014 and 2060	3
D emographic indicators	3
E mployment indicators - (4th quarter)	4
E conomic indicators	4
S ocial security active beneficiaries	4
N umber of beneficiaries of some social security benefits	5
S ocial security indicators	5
T otal number of pensioners by type of pension	6
N umber of pensioners resident abroad	6
M onthly amount of pensions and social support index	6
P ercentage of distribution of social security current revenues and transfers in 2014	7
P ercentage of distribution of social security current expenditure in 2014	7
P ublic capitalization scheme	8
P rivate social solidarity institutions that pursue social solidarity aims	8
G uarantee fund of alimony payments due to minors	8
S ocial action expenditures on cooperation agreements with SSPI by intervention areas	9

AGE PYRAMID OF THE RESIDENT POPULATION IN 2014 AND 2060

(in percentage of the total population)



SOURCE: Instituto Nacional de Estatística, I.P. - Portugal (Statistics of Portugal, P.I.), "Estimativas Anuais da População Residente" - 2014 (Annual Resident Population Estimates - 2014) and "Projeções da População Residente em Portugal 2012-2060" (Projections - Resident population in Portugal, 2012-2060).

DEMOGRAPHIC INDICATORS

	2012	2013	2014
Birth rate (‰)	8,50	7,90	7,90
Death rate (‰)	10,23	10,19	10,07
Infant mortality rate (‰)	3,37	2,94	2,80
Total fertility ratio (1)	1,28	1,21	1,23
"Ageing" ratio (2)	131,10	136,00	141,30

SOURCE: Instituto Nacional de Estatística, I.P. - Portugal (Statistics of Portugal, P.I.), "Indicadores Demográficos" (Demographic Indicators).

(1) Average number of children per woman of childbearing age.

(2) Ratio of the number of persons aged 65 or over to each 100 young persons aged less than 15.

Life expectancy at birth	2010-12	2011-13	2012-14
Men (years)	76,67	76,91	77,16
Women (years)	82,59	82,79	83,03
Life expectancy at the age of 65	2010-12	2011-13	2012-14
Men and Women (years)	18,84	18,97	19,12

SOURCE: Instituto Nacional de Estatística, I.P. - Portugal (Statistics of Portugal, P.I.), "Indicadores Demográficos" (Demographic Indicators).

(continues in the next page)

E MPLOYMENT INDICATORS - (4th QUARTER)

	2012	2013	2014
Active population (number of individuals)	5 445 000	5 276 800	5 189 800
Activity rate (%)	51,5	50,6	50,1
Unemployment rate (%)	16,9	15,3	13,5
Unemployment rate among youth (15 - 24 years) (%)	40,0	36,1	34,0
Long term unemployment rate (%)	9,5	9,7	8,7

SOURCE: Instituto Nacional de Estatística, I.P. - Portugal (Statistics of Portugal, P.I.), "Estatísticas do Emprego" (Employment Statistics).

E CONOMIC INDICATORS

	2012	2013	2014
National Minimum Wage (NMW) (1) (euros)	485,00	485,00	485,00
GDP per capita (euros)	16 057,34	16 245,32	16 679,26
Inflation rate (%) (2)	2,77	0,27	-0,28

SOURCE: Instituto Nacional de Estatística, I.P. - Portugal (Statistics of Portugal, P.I.), "Contas Nacionais" (National Accounts) and "Índices de Preços no Consumidor" (Consumer Prices Indices); Diários da República (Official Journal).

(1) NMW in 2015 = 505 euros, effective from 1 October 2014.

(2) Consumer price index - annual average growth rate.

S OCIAL SECURITY ACTIVE BENEFICIARIES (1)

	2012	2013	2014
Number of active beneficiaries	4 247 786	4 144 414	4 138 044

SOURCE: Instituto de Informática, I.P. (Institute for Information Technology, P. I.), "Estatísticas da Segurança Social" (Social Security Statistics) - Provisional data.

(1) Individuals with at least one salary or contribution during the year.

(continues in the next page)

NUMBER OF BENEFICIARIES OF SOME SOCIAL SECURITY BENEFITS ⁽¹⁾

	2012	2013	2014
Parental benefits ⁽²⁾	167 504	156 404	151 152
Family benefit (number of children and young persons)	1 300 485	1 294 112	1 269 991
Unemployment benefit	653 504	671 014	597 915
Sickness benefit ⁽³⁾	495 705	475 587	493 476
Solidarity Supplement for the elderly	244 926	237 899	212 633
Social Integration Income (number of families)	160 358	148 107	139 557

SOURCE: Instituto de Informática, I.P. (Institute for Information Technology, P. I.), "Estatísticas da Segurança Social" (Social Security Statistics) - Provisional data.

(1) Beneficiaries with at least one payment during the year.

(2) Initial Parental Benefit, Initial Parental Social Benefit and Extended Parental Benefit included.

(3) Tuberculosis included.

SOCIAL SECURITY INDICATORS

	2012	2013	2014
Active beneficiaries (social security) ⁽¹⁾ / Pensioners (invalidity and old-age - General Scheme)	2,1	2,0	2,0
Active beneficiaries (social security)/Active population (%)	77,9	78,5	79,7
Expenditure on Pensions (Insurance system)/Contributions (%)	82,1	86,2	85,4
Social security expenditure / GDP (%)	21,6	26,9	21,7

SOURCE: Instituto de Informática, I.P. (Institute for Information Technology, P. I.), "Estatísticas da Segurança Social" (Social Security Statistics)

Instituto de Gestão Financeira da Segurança Social, I.P. (Institute for the Financial Management of Social Security, P. I.) "Conta da Segurança Social" (Social Security Account).

(1) Individuals with at least one salary or contribution during the year.

(continues in the next page)

TOTAL NUMBER OF PENSIONERS BY TYPE OF PENSION

	2012	2013	2014
Invalidity pension	277 113	266 880	258 732
Old age pension	1 991 191	2 018 828	2 007 143
Survivor pension	713 340	715 812	721 307
TOTAL	2 981 644	3 001 520	2 987 182

SOURCE: Instituto de Informática, I.P. (Institute for Information Technology, P. I.), "Estatísticas da Segurança Social" (Social Security Statistics) 31st December.

NUMBER OF PENSIONERS RESIDENT ABROAD

	2012	2013	2014
Invalidity pension	5 512	4 970	4 571
Old age pension	59 055	60 460	59 857
Survivor pension	20 580	21 347	21 962
TOTAL	85 147	86 777	86 390

SOURCE: Instituto de Informática, I.P. (Institute for Information Technology, P. I.), "Estatísticas da Segurança Social" (Social Security Statistics) 31st December.

MONTHLY AMOUNT OF PENSIONS AND SOCIAL SUPPORT INDEX

(euros)

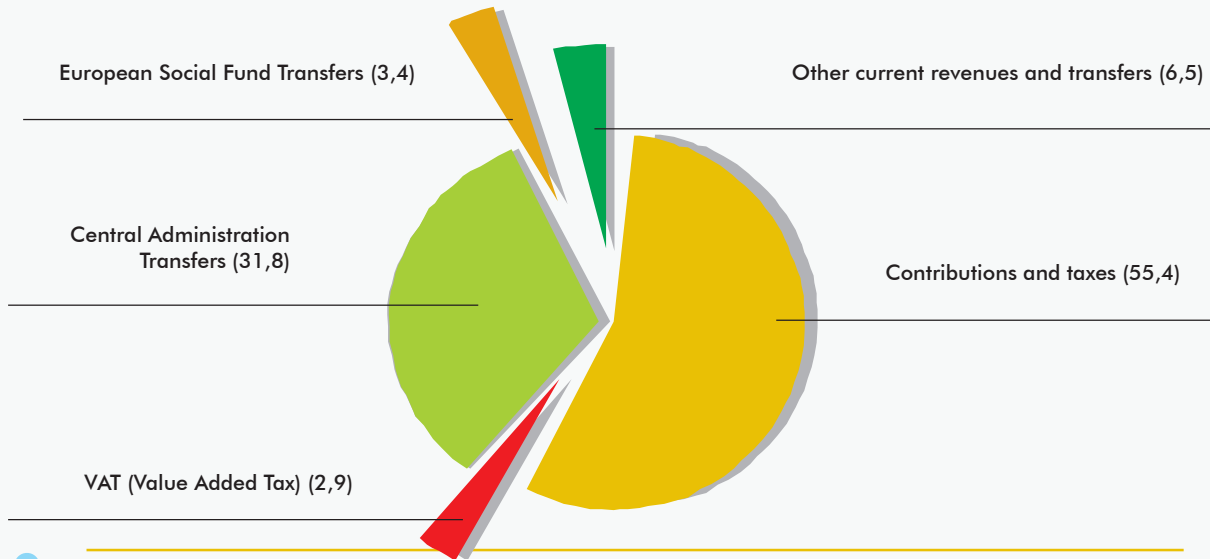
	2013	2014	2015
Minimum invalidity and old age pension - General Scheme (Insurance period of less than 15 years)	256,79	259,36	261,95
Social Pension	197,55	199,53	201,53
Social Supports Index (SSI)	419,22	419,22	419,22

SOURCE: Diários da República (Oficial Journal).

(continues in the next page)

P PERCENTAGE OF DISTRIBUTION OF SOCIAL SECURITY CURRENT REVENUES AND TRANSFERS IN 2014

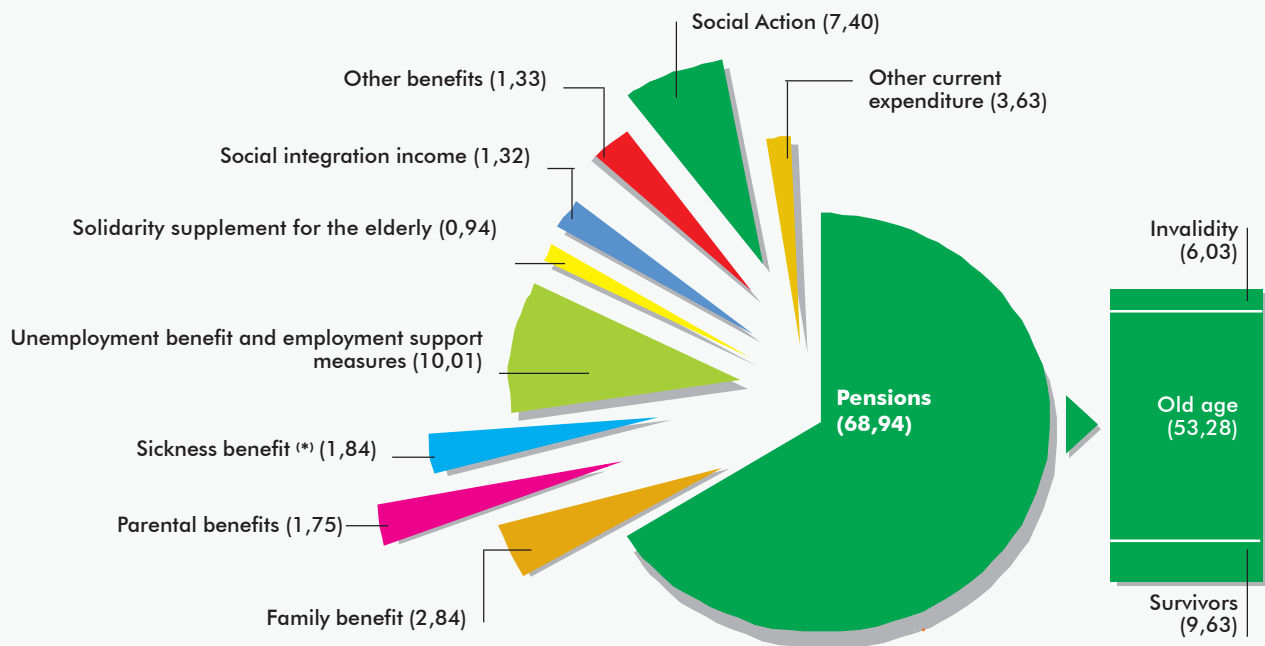
Total current revenues and transfers in 2014 = 24 672 215 887 Euros



SOURCE: Instituto de Gestão Financeira da Segurança Social, I.P. (Institute for Financial Management of Social Security, P.I.) "Conta da Segurança Social" (Social Security Account).

P PERCENTAGE OF DISTRIBUTION OF SOCIAL SECURITY CURRENT EXPENDITURE IN 2014

Total current expenditure in 2014 = 22 368 735 822 Euros



SOURCE: Instituto de Gestão Financeira da Segurança Social, I.P. (Institute for Financial Management of Social Security, P.I.) "Conta da Segurança Social" (Social Security Account).

(*) Tuberculosis included.

(continues in the next page)

PUBLIC CAPITALIZATION SCHEME

	2012	2013	2014
Number of Beneficiaries	7 966	7 839	7 738
Value of the Retirement Certificates Fund Portfolio (euros)	25 834 936	29 325 572	34 360 133
Average annual increase (last 12 months) (%) (*)	6,70	2,75	4,54

SOURCE: Instituto de Gestão de Fundos de Capitalização da Segurança Social, I.P. (Institute for Management of Social Security Capitalization Funds, P. I.)

(*) Internal annual rate of return of constant monthly deliveries.

PRIVATE SOCIAL SOLIDARITY INSTITUTIONS THAT PURSUE SOCIAL SOLIDARITY AIMS

Number of registered institutions pursuing social aims	2012	2013	2014
Social Solidarity Associations	2 951	2 957	2 973
Social Solidarity Foundations	209	210	213
Parish Social Centres	1 025	1 008	993
Other religious Charities	205	201	200
Charity Brotherhood	345	344	344
Unions, Federations and Confederations	30	31	31
TOTAL	4 765	4 751	4 754
Mutual Associations	2012	2013	2014
Number of registered mutual associations	98	99	99

SOURCE: Direção-Geral da Segurança Social (General Directorate for Social Security)

GUARANTEE FUND OF ALIMONY PAYMENTS DUE TO MINORS (*)

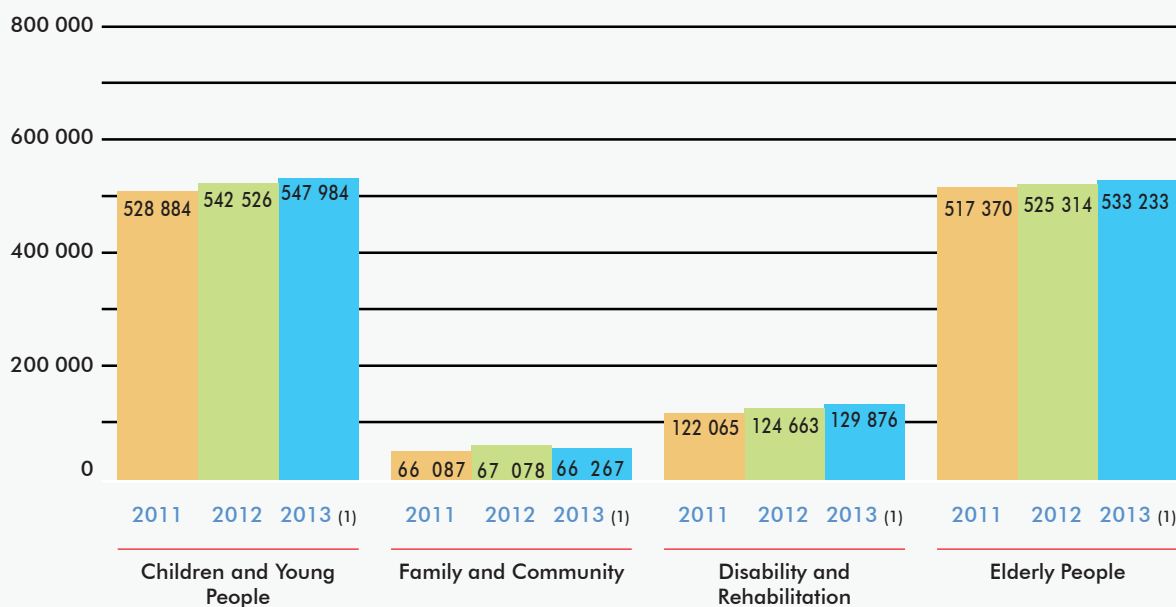
	2012	2013	2014
Number of cases	15 309	16 007	19 054
Amount paid (euros)	25 815 134	27 450 836	30 866 650

SOURCE: Instituto de Gestão Financeira da Segurança Social, I.P. (Institute for Financial Management of Social Security, P. I.)

(*) This fund ensures the alimony payments to children and youngsters up to the age of 18, in case of noncompliance of the father/mother, in order to guarantee the minor's subsistence.

(continues in the next page)

SOCIAL ACTION EXPENDITURE ON COOPERATION AGREEMENTS WITH SSPI BY INTERVENTATION AREAS (in thousand euros)



TOTAL: 2011 - 1 234 406; 2012 - 1 259 581; 2013 - 1 277 359

SOURCE: Instituto de Gestão Financeira da Segurança Social, I.P. (Institute for Financial Management of Social Security, P. I.) "Conta da Segurança Social" (Social Security Account).

(1) Last data available.

Intervention Areas.

Children and Young People.

Foster Care; Temporary Foster Care Centre; Leisure Time Activity Centre; Family Support and Parental Counselling Centre; Crèche; Day Care Scheme; Preschool Education; Early Technical Support (children and young people with handicap); Support Home (children and young people with handicap); Home for Children and Young People.

Family and Community.

Food Aid; Social Integration Apartment; Attendance/Social Assistance Centre; Shelter Home; Community Centre; Temporary Residential Centre; Pregnancy Support Centre; Attendance Centre for Domestic Violence Victims; Attendance/Psycho-social Assistance Centre (HIV/AIDS); Holiday Camp; Integration Community; Direct Social Support Team (Outreach work); Socio-occupational Centre; Social Canteen; Residential Care (HIV/AIDS); Support Unit; Independent Living Unit; Protected Living Unit.

Disability and Rehabilitation.

Foster Care for Adults with handicap; Occupational Support Centre; Attendance and Assistance Centre for Persons with handicap; Residential Care; Home Help; Free Transportation of Persons with handicap.

Elderly People.

Foster Care; Integrated Home Help; Temporary Emergency Residential Care; Get-Together Centre; Day Care Centre; Night Care Centre; Home; Residential Care; Home Help, Integrated Support Unit.